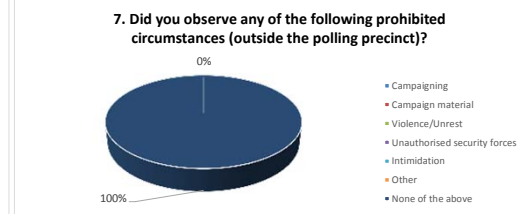
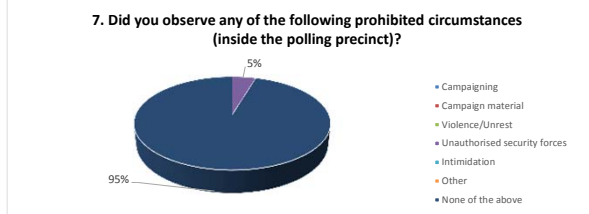
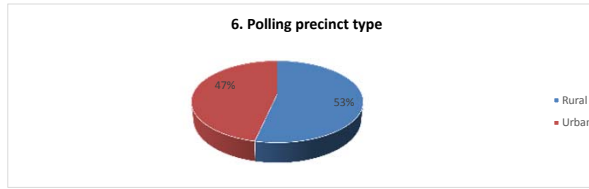


**FORM B.VOTING**

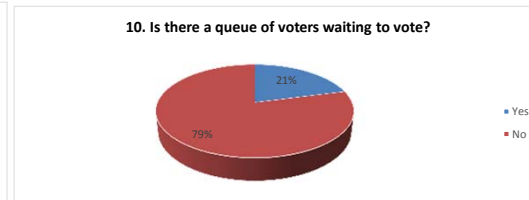
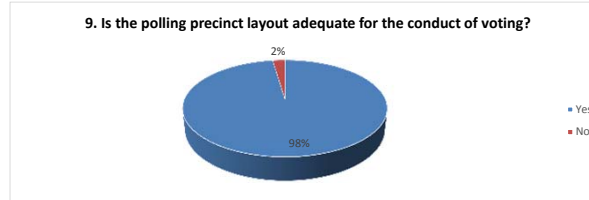
N° of polling precincts visited **43**

	Rural	Urban	% Rural	% Urban
6. Polling precinct type	23	20	53,49%	46,51%

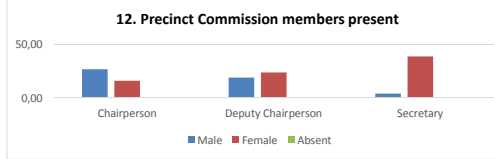
7. Did you observe any of the following prohibited circumstances?	Inside	Outside	% Inside	% Outside
Campaigning	0	0	0,00%	0,00%
Campaign material	0	0	0,00%	0,00%
Violence/Unrest	0	0	0,00%	0,00%
Unauthorised security forces	2	0	4,65%	0,00%
Intimidation	0	0	0,00%	0,00%
Other	0	0	0,00%	0,00%
None of the above	41	43	95,35%	100,00%



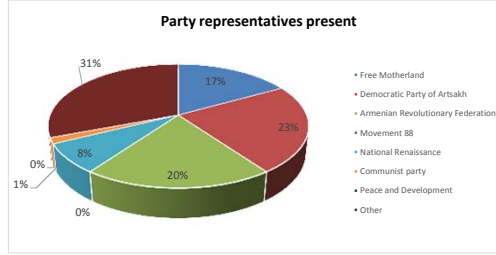
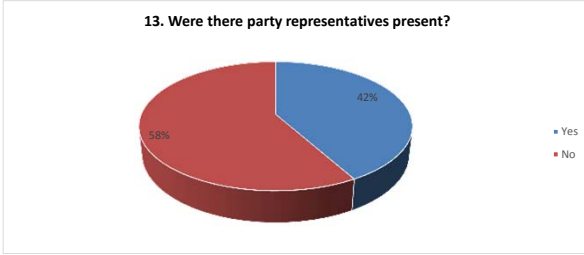
	Yes	No	% Yes	% No
9. Is the polling precinct layout adequate for the conduct of voting?	42	1	97,67%	2,33%
10. Is there a queue of voters waiting to vote?	9	34	20,93%	79,07%



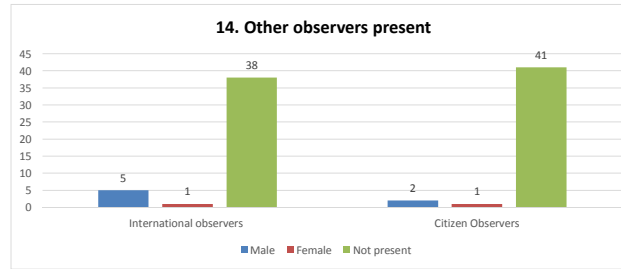
12. Precinct Commission members present	Male	Female	Absent	% Male	% Female	% Absent
Chairperson	27,00	16,00	0,00	62,79%	37,21%	0,00%
Deputy Chairperson	19,00	24,00	0,00	44,19%	55,81%	0,00%
Secretary	4,00	39,00	0,00	9,30%	90,70%	0,00%



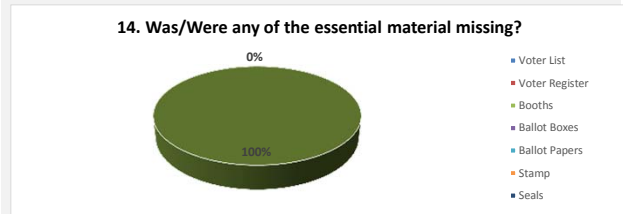
13. Were there party representatives present?	Yes	No	% Yes	% No
13.1. If yes, please specify	18,00	25,00	41,86%	58,14%
Free Motherland	11			
Democratic Party of Artsakh	15			
Armenian Revolutionary Federation	13			
Movement 88	0			
National Renaissance	5			
Communist party	1			
Peace and Development	0			
Other	20			



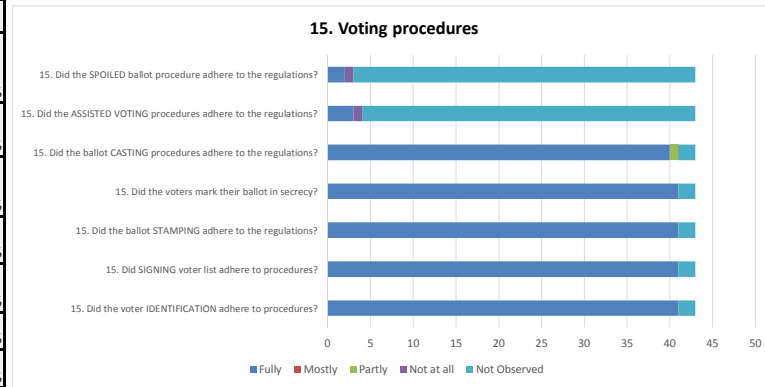
14. Were there other observers present	Male	Female	Not present	% Male	% Female	%Not present
International observers	5	1	38	11,36%	2,27%	86,36%
Citizen Observers	2	1	41	4,55%	2,27%	93,18%



	Voter List	Voter Register	Booths	Ballot Boxes	Ballot Papers	Stamp	Seals	Other	No material missing	%Voter List	% Voter Register	% Booths	% Ballot Boxes	% Ballot Papers	% Stamp	% Seals	% Other	% No material missing
14. Was/Were any of the essential material missing?	0	0	0	0	0	0	0	0	43	0,00%	0,00%	0,00%	0,00%	0,00%	0,00%	0,00%	0,00%	100,00%



	Fully	Mostly	Partly	Not at all	Not Observed	% Fully	% Mostly	% Partly	% Not at all	% Not Observed
15. Did the voter IDENTIFICATION adhere to procedures?	41	0	0	0	2	95,35%	0,00%	0,00%	0,00%	4,65%
15. Did SIGNING voter list adhere to procedures?	41	0	0	0	2	95,35%	0,00%	0,00%	0,00%	4,65%
15. Did the ballot STAMPING adhere to the regulations?	41	0	0	0	2	95,35%	0,00%	0,00%	0,00%	4,65%
15. Did the voters mark their ballot in secrecy?	41	0	0	0	2	95,35%	0,00%	0,00%	0,00%	4,65%
15. Did the ballot CASTING procedures adhere to the regulations?	40	0	1	0	2	93,02%	0,00%	2,33%	0,00%	4,65%
15. Did the ASSISTED VOTING procedures adhere to the regulations?	3	0	0	1	39	6,98%	0,00%	0,00%	2,33%	90,70%
15. Did the SPOILED ballot procedure adhere to the regulations?	2	0	0	1	40	4,65%	0,00%	0,00%	2,33%	93,02%



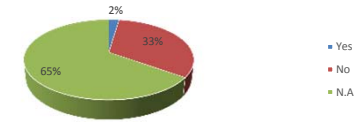
	Yes - uninvited police/army	Yes - Other	No	% Yes - uninvited police/army	% Yes - Other	% No
16. Any unauthorized person(s) present inside the polling precinct?	3	0	40	6,98%	0,00%	93,02%
	Yes	No	N.A.	% Yes	% No	% N.A.
17. Was any of these people present interfering with the process?	1	14	28	2,33%	32,56%	65,12%
18. Did you observe any ineligible voters being allowed to vote?	0	43	0	0,00%	100,00%	0,00%

19. Did you observe any of the following?	Yes	No	N.A.	% Yes	% No	% N.A.
Multiple voting	0	0,00%				
Ballot stuffing	0	0,00%				
Vote buying/Selling	0	0,00%				
Violation of secrecy of the ballot	0	0,00%				
Voter intimidation	0	0,00%				
None of the above	43	100,00%				
20. Were you able to observe the voting process without hindrance?	42	1		97,67%	2,33%	
21. Were party representatives and domestic observers able to observe the voting process without hindrance?	15	2	26	34,88%	4,65%	60,47%
22. Was any formal complaint lodged since the opening?	0	43		0,00%	100,00%	

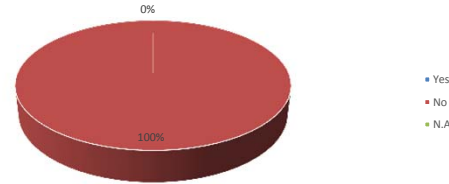
16. Any unauthorized person(s) present inside the polling precinct?



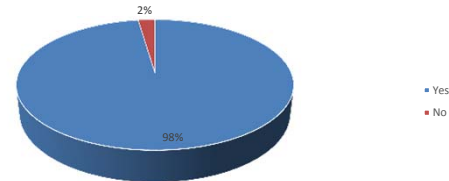
17. Was any of these people present interfering with the process?



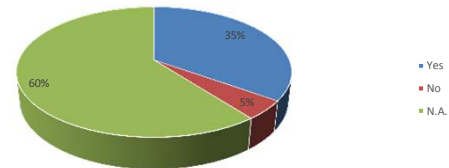
18. Did you observe any ineligible voters being allowed to vote?



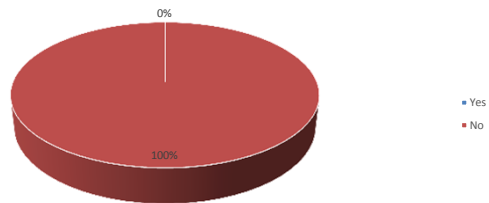
20. Were you able to observe the voting process without hindrance?



21. Were party representatives and domestic observers able to observe the voting process without hindrance?



22. Was any formal complaint lodged since the opening?



23. What is your team's overall assessment of the conduct of the voting procedure in this polling precinct?	Very good	Reasonable	Poor	Very Poor	% Very good	% Reasonable	% Poor	% Very Poor
<b>Overall assessment</b>	42	1	0	0	97,67%	2,33%	0,00%	0,00%
<b>Voting environment and process</b>	42	1	0	0	97,67%	2,33%	0,00%	0,00%
<b>Precinct Commission staff performance</b>	42	0	1	0	97,67%	0,00%	2,33%	0,00%
<b>Transparency of the voting process</b>	42	1	0	0	97,67%	2,33%	0,00%	0,00%

