

## FORM D . AGGREGATION

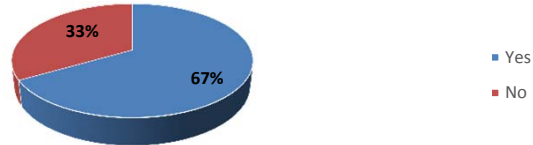
N° of aggregation centres visited **3**

6. Did you observe any of the following prohibited circumstances (inside)?	Inside	Outside	Not observed	% Inside	% Outside	% Not observed
Violence/Unrest	0	0	3,00	0,00%	0,00%	100,00%
Intimidation	0	0	3,00	0,00%	0,00%	100,00%
Other	0	0	3,00	0,00%	0,00%	100,00%

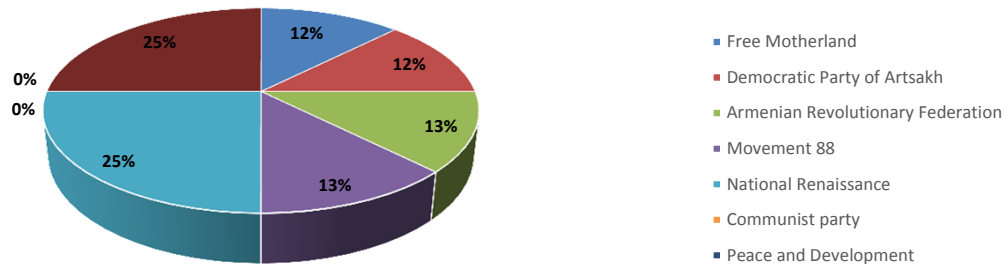
	Yes	No	% Yes	% No
7. Were there party representatives present?	2,00	1,00	66,67%	33,33%

7.1. If yes, please specify	
Free Motherland	1
Democratic Party of Artsakh	1
Armenian Revolutionary Federation	1
Movement 88	1
National Renaissance	2
Communist party	0
Peace and Development	0
Other	2

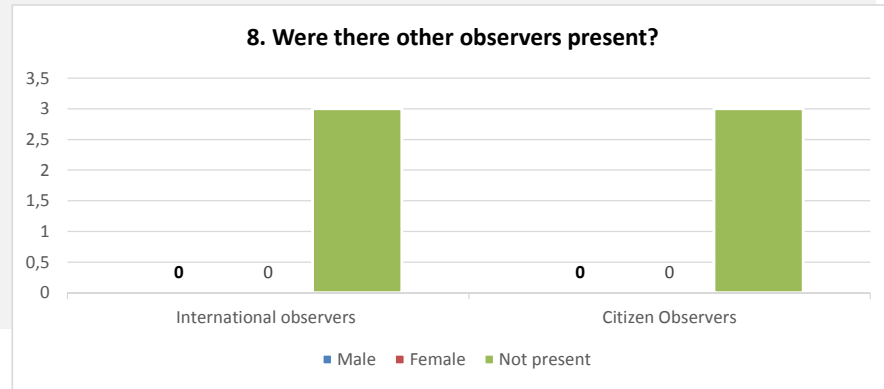
7. Were there party representatives present?



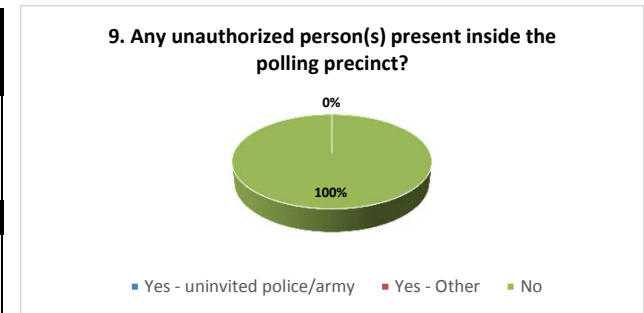
Party representatives present



8. Were there other observers present	Male	Female	Not present	% Male	% Female	%Not present
International observers	0	0	3	0,00%	0,00%	100,00%
Citizen Observers	0	0	3	0,00%	0,00%	100,00%

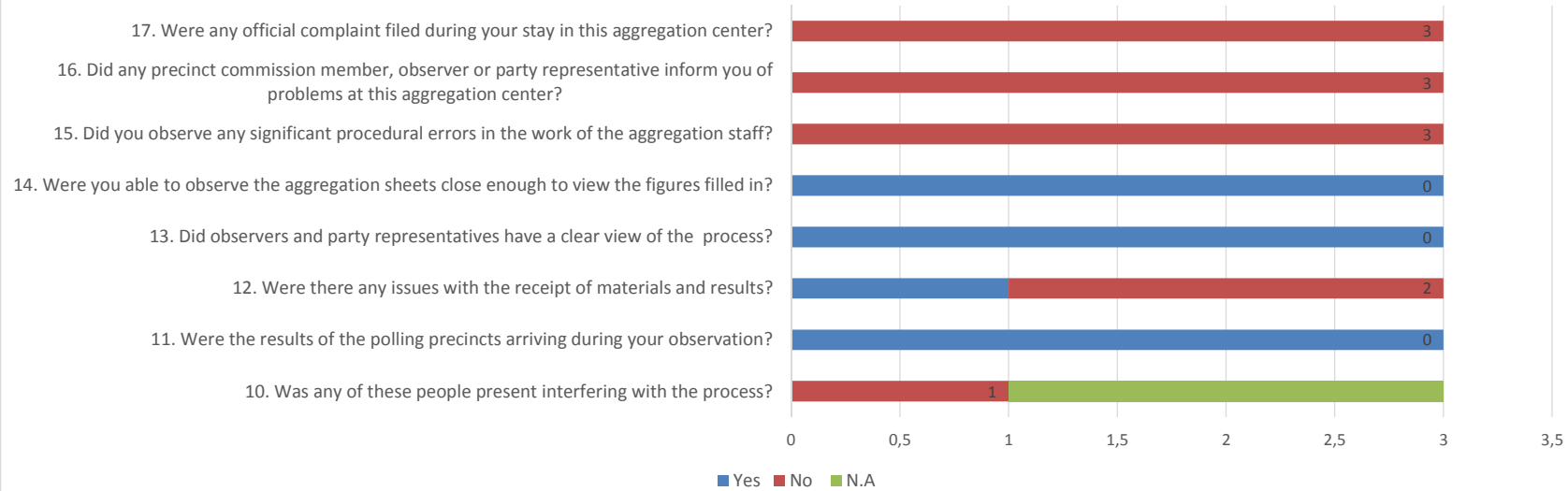


	Yes - uninvited police/army	Yes - Other	No	% Yes - uninvited police/ar	% Yes - Other	% No
9. Any unauthorized person(s) present inside the polling precinct?	0	0	3	0,00%	0,00%	100,00%
	Yes	No	N.A	% Yes	% No	% N.A
10. Was any of these people present interfering with the process?	0	1	2	0,00%	33,33%	66,67%
11. Were the results of the polling precincts arriving during your observation?	3	0	0	100,00%	0,00%	0,00%
12. Were there any issues with the receipt of materials and results?	1	2	0	33,33%	66,67%	0,00%
13. Did observers and party representatives have a clear view of the process?	3	0	0	100,00%	0,00%	0,00%
14. Were you able to observe the aggregation sheets close enough to view the figures filled in?	3	0	0	100,00%	0,00%	0,00%
15. Did you observe any significant procedural errors in the work of the aggregation staff?	0	3	0	0,00%	100,00%	0,00%



member, observer or party representative inform you of problems at this aggregation center?	0	3	0	0,00%	100,00%	0,00%
17. Were any official complaint filed during your stay in this aggregation center?	0	3	0	0,00%	100,00%	0,00%

### Aggregation procedures



18. What is your team's overall assessment of the conduct of the aggregation procedure in this polling precinct?	Very good	Reasonable	Poor	Very Poor	% Very good	% Reasonable	% Poor	% Very Poor
Overall assessment	2	1	0	0	66,67%	33,33%	0,00%	0,00%
Aggregation environment and process	2	1	0	0	66,67%	33,33%	0,00%	0,00%
Precinct Commission staff performance	2	1	0	0	66,67%	33,33%	0,00%	0,00%
Transparency of the aggregation process	3	0	0	0	100,00%	0,00%	0,00%	0,00%

